

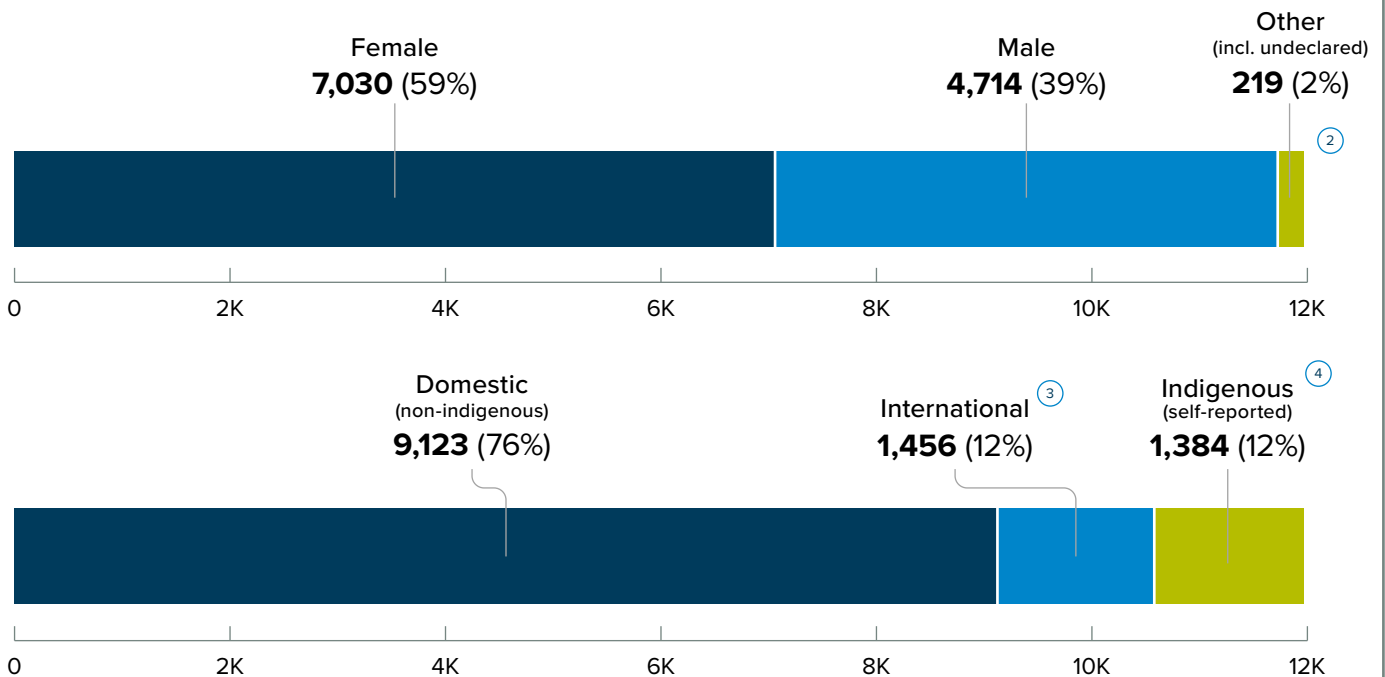


Vancouver Island University

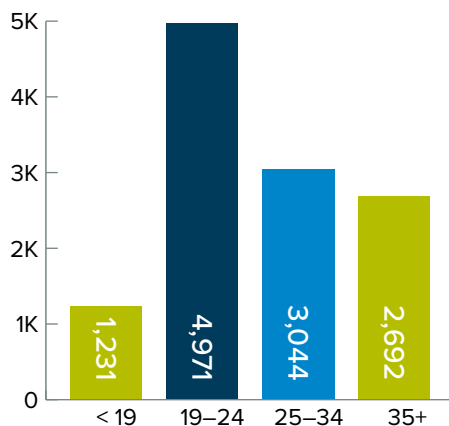
Vancouver Island University (VIU), located on the west coast of Canada, is one of Canada's most innovative and inclusive universities. We place students and communities at the centre of our work, recognizing that education is a key determinant of social progress and economic prosperity. Our unique student experience includes small class sizes, dedicated award-winning faculty, and exceptional undergrad research opportunities that are often conducted in collaboration with our many community partners. We also offer a wide variety of educational options including an international high school, upgrading, trades, undergraduate and graduate programs to support the varied educational needs of both our domestic and international students. This personalized approach prepares VIU students for success in the workforce and gives them the skills to act as responsible global citizens. At the foundation of this work is our focus on ensuring as many people as possible can access post-secondary education through transformational programs and innovative partnerships like our Tuition Waiver for Youth in Care and EleV – a collaborative partnership with Indigenous communities supported by the Mastercard Foundation that provides scholarships and wrap-around support for Indigenous students.



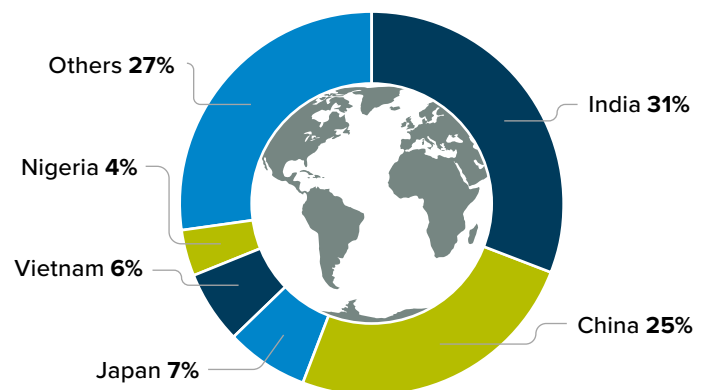
Student headcount: 11,963^①



Students by age groups^⑤



The student population represents 82 countries^⑥



VIU Fast Fact Sheet 2021-22



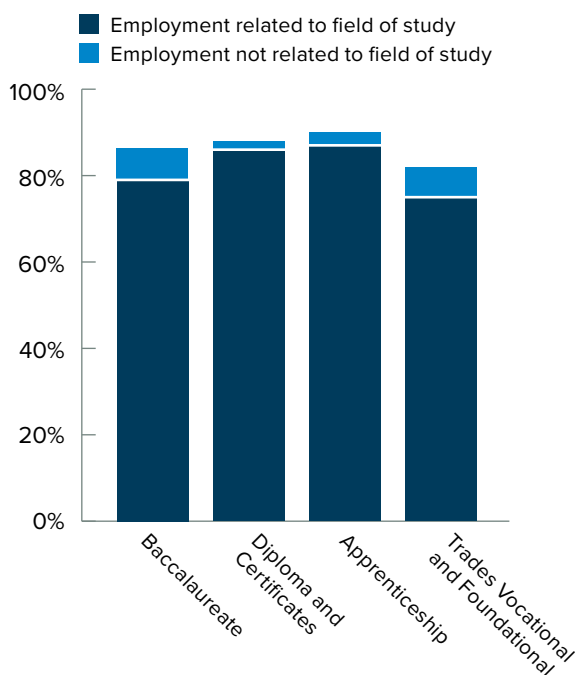
The VIU Fast Fact Sheet is updated annually and shows data from the previous academic year (in this case 2020-21) unless otherwise noted.

Economic Impact⁷

\$624.5M

Accounting for
9.9%
of gross regional
product

VIU graduate⁹
employment outcomes



Scholarships, awards and bursaries available

\$4,337,000

Average award value: **\$956**

Donor funded awards

\$2,924,000

and

VIU funded awards

\$1,413,000

With 7,965 FTEs
in fiscal year 2021, that's

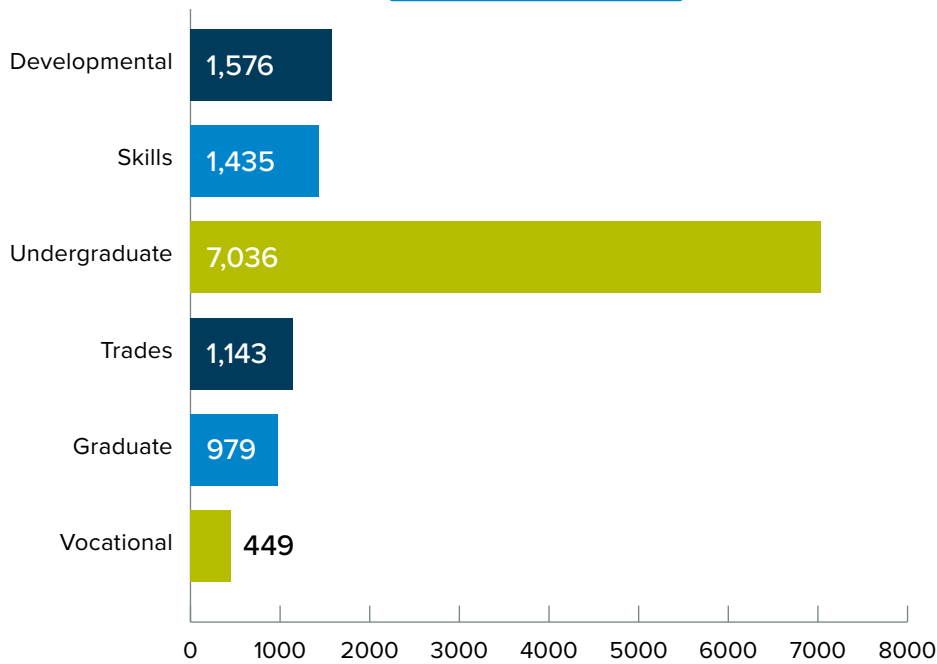
\$545 per FTE

VIU Fast Fact Sheet 2021-22


The VIU Fast Fact Sheet is updated annually and shows data from the previous academic year (in this case 2020-21) unless otherwise noted.



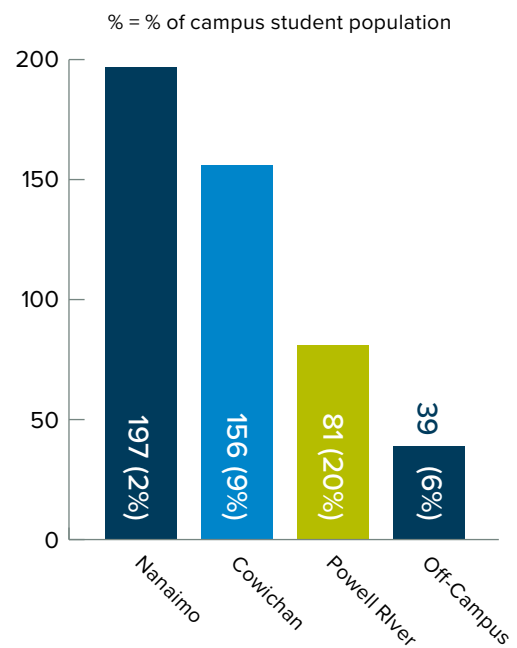
Student headcount by program category for academic year 2020-21 ¹⁰



In 2020-21, VIU awarded 4,306 credentials ¹¹



Dual credit student enrolment by campus ¹²

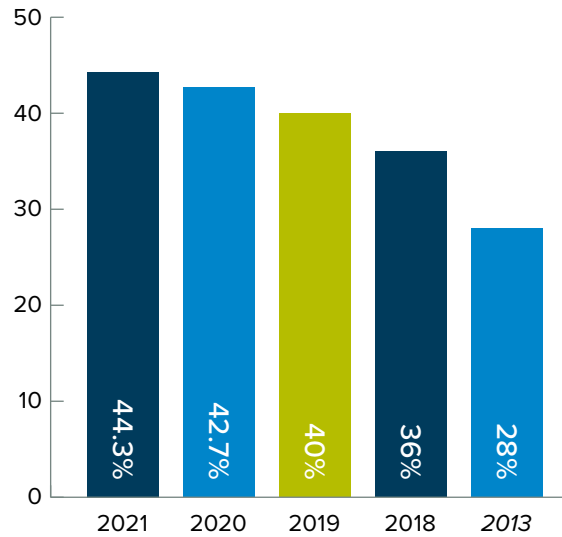


VIU Fast Fact Sheet 2021-22

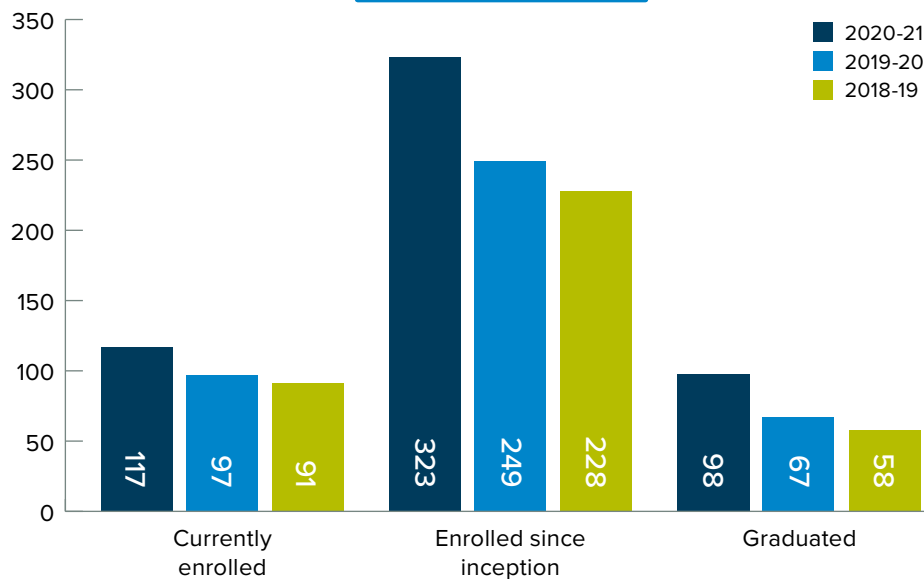


The VIU Fast Fact Sheet is updated annually and shows data from the previous academic year (in this case 2020-21) unless otherwise noted.

Canada Learning Bond¹³ regional registration



Post-care tuition waiver¹⁴ program student numbers



VIU Fast Fact Sheet 2021-22



Sources and further information.

Area	Statistic	Extra Information	Source
1 Student headcount	11,963		Academic Year 2020-21
2 Student genders	Women: 7,030 (59%) Men: 4,714 (39%) *Other: 219 (2%)	*Other refers to students where gender is null or unknown, or students that chose not to disclose their gender identity or selected gender non-binary	Academic Year 2020-21
3 International student headcount	1,456	12% of total student population	Academic Year 2020-21
4 Indigenous student headcount	1,384	12% of total student population	Academic Year 2020-21
5 VIU student age demographics	<19: 1,213 (10%) 19-24: 4,917 (42%) 25-34: 3,044 (25%) 35+: 2,692 (23%)	Students where age is unknown are excluded.	Academic Year 2020-21
6 Number of countries represented	82 countries	India 31%, China 25%, Japan 4%, Vietnam 6%, Nigeria 4%	Academic Year 2020-21
7 VIU's economic impact	\$624.5+ million in added income to the region.	9.9% of the gross regional product	VIU Economic Impact Report
8 Student scholarships, awards and bursaries available	Total: \$4,378,785	Average value of award per student: \$956	Fiscal Year 2020-21 VIU's Advancement and Alumni Department
9 Graduate employment outcomes	Employed Graduates: Baccalaureate: 86% (1,749/2,034) Diploma and Certificate: 88% (1,002/1,139) Apprenticeship: 90% (379/421) Trades Vocational and Foundational: 82% (895/1,901)	Employment related to field of study: Baccalaureate: 79% (1,607/2,034) Diploma and Certificate: 86% (980/1,139) Apprenticeship: 87% (366/421) Trades Vocational and Foundational: 75% (818/1,901)	BC Student Outcomes pivots 2016-20 Note: Figures represent the self-reported employment information of survey respondents at the time of the survey
10 Student headcount by program category	Developmental: 1,576 Skills: 1,435 Undergraduate: 7,036 Trades: 1,143 Graduate: 979 Vocational: 449	Note: Students may enrol in more than one program category in a given academic year and so the row totals will not equal the overall distinct headcount.	Academic Year 2020-21

VIU Fast Fact Sheet 2021-22



Sources and further information (continued).

Area	Statistic	Extra Information	Source
11 Number of credentials awarded	3,669	Masters 353, Bachelors 910, *Diplomas: 513, **Certificates 1,384, Apprenticeships 229, Other 280 *Diplomas includes graduate diplomas, post-degree diplomas, and advanced diplomas. **Certificates includes graduate certificates and short certificates.	Academic Year 2020-21
12 Dual credit student enrolments by campus	Nanaimo: 197 (2%) Cowichan: 156 (9%) Powell River: 81 (20%) Off Campus: 39 (6%) Web/Online: < 10 (% = % of campus)	Total Dual Credit Students: 447 10% of dual credit students are Indigenous.	Academic Year 2020-21
13 Canada Learning Bond (CLB) registration	In VIU's region in June 2020, the uptake in CLB registration was 44.3% of eligible children.	Note: Up from 28% in 2013 when VIU began promoting the CLB and other education savings grants.	VIU's CLB Coordinator, June 30, 2021
14 Post-Care Tuition Waiver program student numbers	117 currently enrolled across all campuses and facilities.	323 have enrolled in the program since its inception in 2013. 98 have graduated.	VIU Financial Aid and Awards